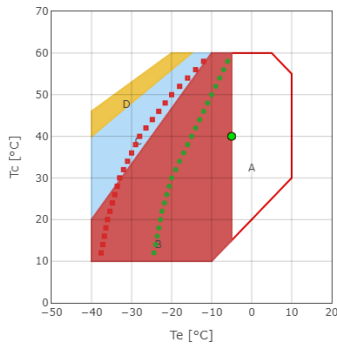




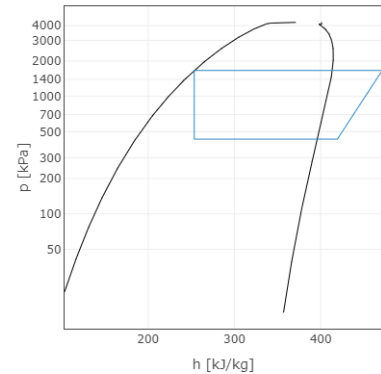
## Calculation - H

### Input

Model	H2001CC
Refrigerant	R449A
Evaporating temperature	-5.0 °C
Condensing temperature	40.0 °C
Reference temperature	Dew temperature
Suction temperature	20.0 °C
Evaporator outlet temperature	20.0 °C
Liquid subcooling	0.0 K
Voltage / phases / frequency	380-420 V / 3 / 50 Hz
Capacity control system	100%



- A = "CC" models only
- B = Standard application
- C = Head cooling fan or max superheating 20K
- D = Head cooling fan + max superheating 20K
- x = Min Te 50%
- \* = Min Te 50% Head cooling fan or max superheating 20K
- = Dew temperature



### Performance calculation

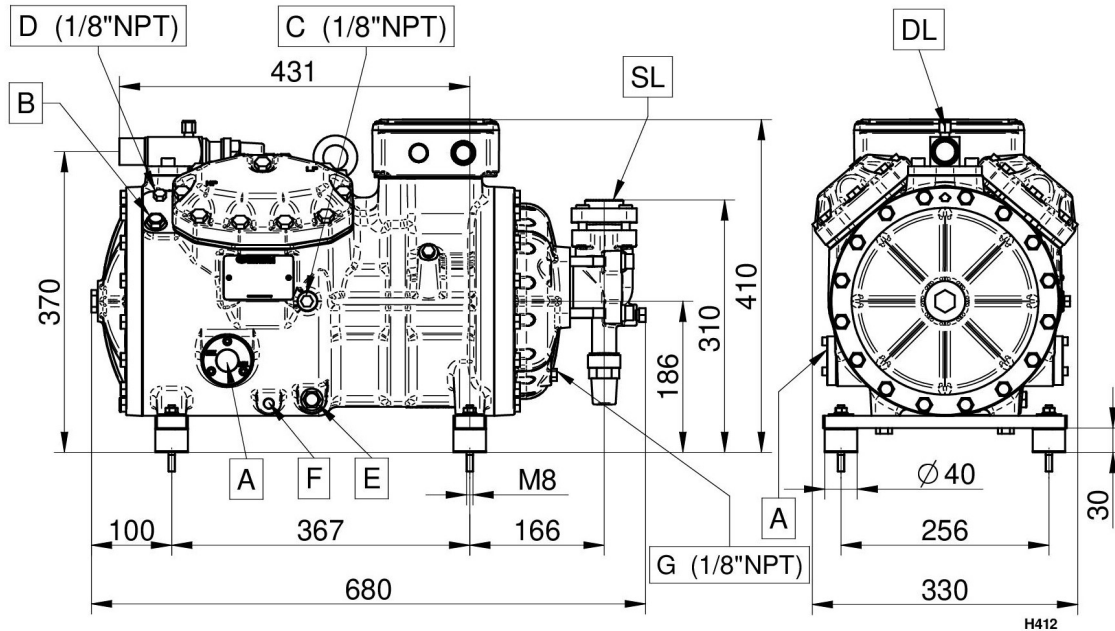
	Standard conditions	At evaporator	At compressor
Cooling capacity	38310 W	38310 W	38310 W
Absorbed power	12.76 kW	12.76 kW	12.76 kW
Condenser capacity	51.06 kW	51.06 kW	51.06 kW
COP	3.00	3.00	3.00
Mass flow	834.8 kg/h	834.8 kg/h	834.8 kg/h
Absorbed current	23.9 A	23.9 A	23.9 A
Discharge temperature	86.8 °C	86.8 °C	86.8 °C
Max operating current	38.0 A	38.0 A	38.0 A
Locked rotor current	177.0 A	177.0 A	177.0 A



Technical data

No. cylinders	4.0	
Bore	68.0	[mm]
Stroke	45.0	[mm]
Displacement @ 50 Hz	56.87	[m <sup>3</sup> /h]
Displacement @ 60 Hz	68.25	[m <sup>3</sup> /h]
Suction valve	42 s.	[mm]
Discharge valve	28 s.	[mm]
Oil charge	2.5	[L]
Net weight	131.0	[kg]

Overall dimensions [mm]



A - Oil sight glass

B - Oil charge plug

C - Low pressure connection

D - High pressure connection

E - Oil drain plug

F - Crankcase heater

DL - Discharge service valve

SL - Suction service valve



Configuration: Standard \ Optional

TE=Thermistor protection	Standard
REL=Motor protection electronic module	Standard
CH=Crankcase heater	Optional
TCH=Self-regulated crankcase heater	Optional
SLCR=Stepless capacity regulator	Optional
BF=Head cooling fan	Optional
WH=Water cooled head	Optional
US=Unloaded start by-pass	Optional
ALL=Oil level warning device	Optional
IP65=Electrical box IP65	Standard
CR1=Capacity control 50-100%	Optional
UL=UL approved compressor	Optional
For operation with HFC refrigerants the compressor must be ordered with POE OIL. For operation with HCFC refrigerant the compressor shall be ordered with mineral oil.	
HFC (POE 46) - HCFC (MIN 46-68)	Standard
For low temperature application external cooling must be provided.	
Motors suitable for operation at different voltage from those listed above may be supplied on request.	
220-240/3/50 (Δ) 380-420/3/50 (Y)	Optional
265-290/3/60 (Δ) 440-480/3/60 (Y)	Optional
380-420/3/50 (PWS) 440-480/3/60 (PWS)	Standard
208-230/3/60 (Δ) 360-400/3/60 (Y)	Optional
208-230/3/60 (PWS)	Optional
220-240/3/50 (PWS)	Optional
360-400/3/60 (PWS)	Optional
475-525/3/50 (PWS) 570-630/3/60 (PWS)	Optional